



Inspiring
innovation
and creativity



STANDARD BIKE

WORK WHEN AND WHERE YOU WANT



QUALITY AND ERGONOMICS
DEVELOPED OVER THE YEARS

STANDARD BIKE




ABOUT JG GASTRO

Our company has been established since 2007. We are proud of being a leader in production of gastronomic bikes as well as sales concepts. We offer the greatest number of mobile devices in Europe. In our offer you may find for instance a coffee bike, an ice cream bike or a hot dog bike.

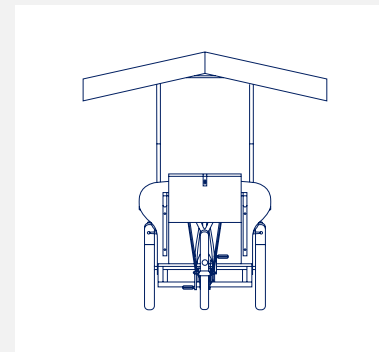
6 | HIGHLIGHTS



11 | COLORS



13 | TECHNICAL DATA



7 | FEATURES



12 | ACCESSORIES



14 | FAQ





MULTI-FUNCTIONALITY
BASED ON EXPERIENCE

A wooden food cart with a black canopy and a bicycle attached to the back, parked on a grassy hill in front of a modern building. The cart is made of light-colored wood and has a black canopy supported by metal poles. A bicycle is attached to the back of the cart, and a wooden box is mounted on the back of the bicycle. The cart is parked on a grassy hill, and a modern building with many windows is in the background. The text "BUSINESS CONCEPT THAT GENERATES PROFITS" is overlaid on the bottom left of the image.

BUSINESS CONCEPT
THAT GENERATES PROFITS



The standard bike is the most popular configuration with additional accessories and it's the starting point for most concepts.

Equipped with a capacious chest instead of a trunk, a decorative board and an opening top at the front, it can be easily adapted to the sale of most products.



FIRM BIKE FRAME

The double tube frame ensures stable driving as well as solidity of the whole construction. It's screwed to the front part of a bike so it can be disassemble easily during servicing or shipping. While placing an order, it is possible to choose a color of the bike frame (RAL color chart).



STRONG 21" WHEELS

We designed strong wheels with a diameter of 60 cm which make moving around a city facile and comfortable.



HUGE PUSHING HANDLE

A huge pushing handle not only looks good but also facilitates riding on a bike. The handle is made of a round stainless steel profile and it will survive even the farthest trips.



TURNING RADIUS: 4 M

A turning radius was optimized so a bike can easily cross the streets. Turning limiters are responsible for safety and guarantee stability of a bike.



HYDRAULIC BRAKES WITH AN OPTION OF PARKING BRAKE

The strongest brakes available on the market guarantee safe driving. A parking brake facilitates placing a bike while working.




BOX

Make your bike unique! You can choose from two different versions: waterproof plywood or RAL painted.



SIDE SHELVES

The side shelves improve appearance of a bike and provide an additional space for accessories. The shelves are set in a special way which guarantees stability of the products which stands on them.



FOLDING SIDE COVERS

In order to make storage of bike as easy as possible, we designed folding side covers. Simply, you need to raise one element and the covers are folded.




WATERPROOF FABRIC ROOF

A roof is made of waterproof Cordura fabric. It is strong and resistant to mechanical damage. In order to wash the fabric, you can easily take it off from a frame. You can choose the color of the material, and moreover we can put your company logo on it.



FOLDING ROOF

A construction of a roof is made of circle profiles, and it can be folded easily. We designed strong lock to prevent from folding of a roof in an unexpected moment.




POSSIBILITY OF REMOVING OF A ROOF

In order to facilitate transport and storage of a bike, we designed a removing roof. Simply, you need to turn some screws, and a roof is removed. Moreover, if you get bored of a color of a roof, you can easily replace it.



LARGE STORAGE CABINET

As the only company, in such a small space we managed such large storage space. A cabinet with a dimension of 700x760x480 h which can be opened in the front part of a bike, will hold all your products and accessories. A bottom part of a storage cabinet is perforated - it is extremely important in case of bike with gas supply.



STAINLESS STEEL TOP

To increase the quality, and to improve cleanliness of work, we designed a stainless steel top which is easy to clean and resistant to mechanical damage.



MASTER KEY

You can open all the cabinets using one master key. If the key is lost, we will provide you with a new set of keys.



BUILT-IN SINK

A bike includes a built-in sink in which you may wash your hands, or some accessories. It is connected with water containers which you can refill and clean easily. A dirty water container can be cleared out by installed valve.




WATER CONTAINERS

Easily removable for cleaning 18 litter containers



STORAGE BOX

To increase a storage space, we add a box carrier to your bike. A folding cabinet with a dimension of 600x400x400 h may easily hold useful items.




ELECTRICAL INSTALLATION

In our bike, we use reliable mobile power technology which consist of gel batteries, a charger, an a convert-er. Changing is extremely easy - all you need to do this is to connect the installation to a plug using typical 230 V cable; it last about 6 hours. The installation includes a display on which you can check the battery level.



FOLDING TOP


At the front of the bike, we place an additional fold-out table top (55 cm), which increases the space of the space by more than 40%. Easy to unfold and fold the security system and latches.



CUP DISPENSER

You don't need to care about cups! We designed a special space where cup dispenser may be installed. Using special silicone caps, you may fit a dispenser to appropriate cup size

COLORS OF WOOD




MAHOGANY




BROWN

COLOR OF MATERIAL ROOF



BLACK



BROWN


COLORS OF STEEL BOX



RAL PALETTE



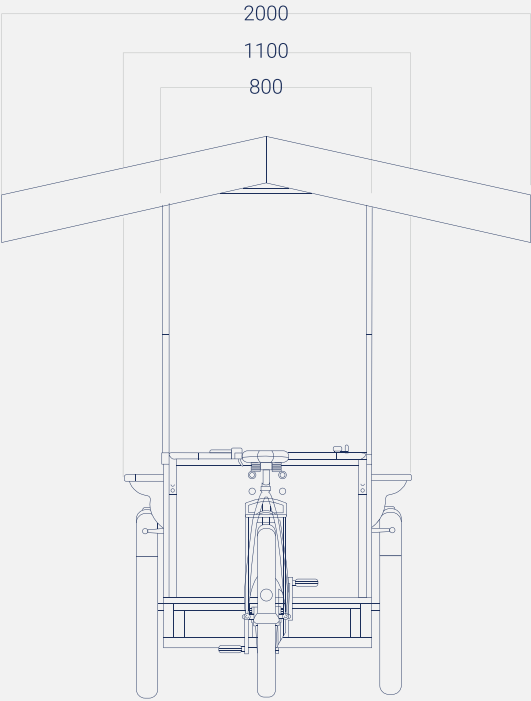
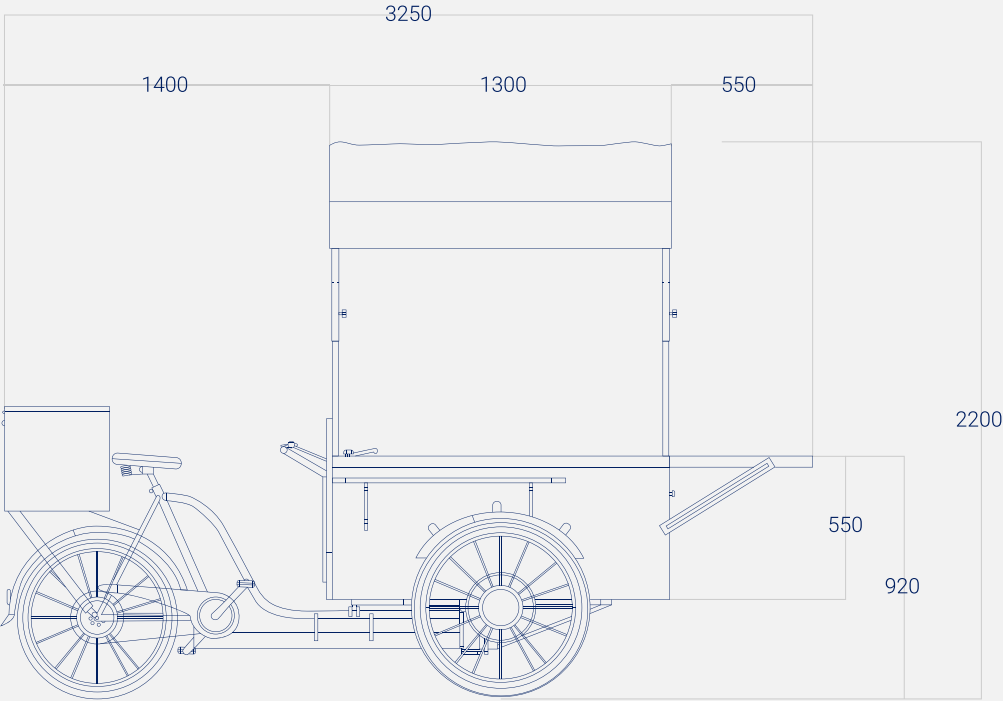
CAPPUCCINO



WHITE



DISCOVER THE FULL RANGE OF
ACCESSORIES IN THE DEDICATED CATALOGUE



Total dimension (mm):
3250 x 1100 x 2200h

Worktop dimensions (mm):
1300 x 800 + 550 x 800

Space in the storage box (mm):
700 x 760 x 480h

Space in the rear storage box (mm):
360x560x360h

Weight (kg):
240kg

Drive type:
fixed-gear bicycle

Electric drive:
optional

Brake type:
hydraulic with parking option

Table top material:
stainless steel

Box material:
stainless steel

Execution of the roof structure:
stainless steel

Roof finishing:
gummed Cordura

Front wheel size: 21"
Rear wheel size: 20"

POWER SUPPLY – HOW DOES IT WORK?

Due to reliable mobile power technology, gastronomic bikes may work up to 48 hours. A source of power for our bikes are gel batteries which are environmentally-friendly as they do not expend dangerous emissions of sulphuric acid. Their ABS case guarantees safety during moving. The installation includes battery, converter and external charger. Charging time is approximately 6 hours. The installation includes a display on which you can check the battery level. Do not overcharge the devices. Overtaking the average parameters may cause damages in a converter. Do not discharge the battery completely as it may impact its durability.

WHAT IS A CARRYING CAPACITY OF A BIKE?

Total permitted weight including a person, devices, and products is 500 kg.

IT IS POSSIBLE TO ORDER A BIKE FROM WHICH I CAN SELL ICE CREAMS, COFFEE, JUICES AND SANDWICHES AT THE SAME TIME?

Such an extensive sales profile is not possible while considering a gastronomic bike. Because of a limited space available on a bike, you need to define a product you will sell. It is necessary to reach a compromise between accessories (appropriate devices), size (to be mobile it can't be too big), storage cabinets (selling too many products, there won't be enough space to storage them), and electric installation (size of a battery, and gas cylinder). Therefore, we recommend to consider a product you would like to sell from a bike.

CAN I RIDE ON A GASTRONOMIC BIKE COMFORTABLY?

On a flat surface you can ride on a bike comfortably. You need to be careful on bumpy roads, as well as on kerbs. Overcoming long distance may be burdensome because of the weight of a bike. If a place where you storage a bike is located far from a sale place, we recommend electric engine or to transport a bike by car or trailer.

HOW CAN I ORDER A BIKE?

You need to choose a bike, accessories, and a colour of a bike. We prepare a technical drawing with a description to make sure everything is clear. If necessary, we can make a visualisation which costs 300 PLN net.

While placing an order, you need to pay 50% of the total amount as a advanced payment. The other 50% need to be paid before delivery of a bike. A bike may be shipped while to total amount was paid. If it is possible, we recommend you to come and check a bike before shipment.

**ARE THE PRICE AND A PAYMENT METHOD
NEGOTIABLE?**

The price should be set individually with your local distributor. Special discounts are available from 3 bikes purchased one-time. While ordering one bike, the price is constant.

A production of a bike takes 5-6 weeks. Sometimes, it is possible to produce a bike a little bit faster - it depends on the quantity of orders on our production. In case of busy time on production, the term may be extended, and we always inform about it. You should remember that while a bike is ready and, for example, we will receive your payment few days later, a lead time will be longer.

IS A SHIPMENT INCLUDED?

No. The service is provided by an external company. Please note that we are not responsible for the delivery time.



CONTACT US



+48 887 448 836



info@gastro-bike.com



**ul. Krakowska 18,
32-040 Świątniki Górne**



JG GASTRO



facebook.com/Gastro-Bikecom



@gastro_bike



www.gastro-bike.com